

VESSEL SEALING



VERSATILE
PERFORMANCE

VIO® seal

Advanced bipolar
technology for reliable
dissection & sealing

SIMULTANEOUS
BIPOLAR
ACTIVATION*

EFFICIENT
WORKFLOWS

RELIABLE
OUTCOMES

Level up with Erbe

Discover the first electrocautery generator in the VIO® family dedicated entirely to bipolar applications. Designed to sync with your clinical workflows, it enhances your procedure efficiency.


VIO® seal – Tailored to sync with you

erbe

Versatile performance

Stand-alone generator for use with advanced bipolar technology as well as standard bipolar instruments.

- **Create a state-of-the-art workstation:** VIO® seal can be combined with other VIO® generators such as VIO® 3n or VIO® D devices.
- **Compatibility:** compatible with Erbe's advanced bipolar instruments as well as the full range of standard bipolar instruments.
- **Future-proofed:** the system allows for future software updates and/or upgrades to provide continuous improvements and access to the latest performance and clinical applications.



Efficient workflows

Streamlined control and an intuitive user interface with stepGUIDE.

- **Preprogrammed experienced starting settings:** for use in various clinical disciplines to reduce the need for setting adjustments or modifications.
- **Multilingual stepGUIDE:** provides enhanced, user-friendly operation with a logical and intuitive interface customized for clinical application.
- **Plug and operate:** digital instrument recognition technology automatically configures the system to predefined settings and instrument-specific parameters for selected instruments.
- **AUTO STOP function:** interrupts the activation as soon as the tissue is optimally sealed.



Reliable outcomes

With our tailored modes, VIO® seal delivers controlled and reproducible results.


- **Modes established by VIO® 3:** offering more precision with incremental effect settings to fine-tune target tissue effects. The modes are optimized for the latest hardware on VIO® seal.
- **Constant voltage regulation:** automatically delivers lowest effective adjusted power output in all modes, including both CUT and COAG.
- **Precise control:** proprietary software algorithms and state-of-the-art microprocessor technology measure the target tissue more than 25,000,000 times per second.



Simultaneous bipolar activation*

Enhances your surgical workstation's capabilities for greater procedural efficiency.

- * **Supports co-surgeon technique:** VIO® 3n together with VIO® seal is designed to provide simultaneous bipolar activation with the intent to facilitate procedures including, but not limited to: DIEP flap and breast reconstruction.



WHICH CONFIGURATION
FITS YOU BEST?



Your perfect combination for VIO® seal

Advanced bipolar technology and standard bipolar instruments

Level up your equipment with our commercial solutions

Staying at the forefront of technical advancements is key to providing optimal patient care. We understand that every situation is different – that's why Erbe offers a range of flexible commercial options for the VIO® seal system and our advanced sealing technology.

We work with you to find the right option for your needs. Our experts will support you in tailoring a commercial plan that fits your requirements.

Interested in leveling up with the VIO® seal system and our advanced sealing instruments to stay ahead of the game?

CONTACT YOUR SALES REPRESENTATIVE TODAY TO EXPLORE YOUR OPTIONS →

TriSect rapide® & thermoSECT

Speed up your dissection



- Innovative jaw design allows you to dissect sensitive structures and tissues – whether precisely or bluntly
- Grasp, seal and dissect vessels and tissue bundles in a single workflow
- When applicable, speed up the procedure by using scissor-like dissection with thermoSECT

BiClamp® & thermoSEAL®


Seal vessels rapidly



- Leverage seal & cut: efficiently seal and cut tissue bundles and vessels with the BiClamp® knife 220
- Effective sealing of tissue bundles and vessels, as well as reliable coagulation of bleedings
- Continuous measurement of tissue parameters while sparing lateral tissue

Bipolar forceps / scissors & softCOAG® bipolar

Accelerate coagulation



- Slow, deep coagulation without tissue carbonization
- With AUTO START functionality in bipolar softCOAG®, the activation begins upon contact with tissue


Ride the Erbe wave

Our constant voltage controlled modes continually adapt their output power to changing parameters to achieve reproducible tissue effects. Fine-tuning has never been easier, simply by selecting an effect.

Experience controlled and reproducible results with VIO® seal – featuring thermoSECT, biCLAMP®, and thermoSEAL®, each tailored for different procedural needs.

Modes	Characteristics	Application
autoCUT bipolar	Reproducible, smooth cuts with moderate hemostasis	Bipolar dissection and exposure of fine structures, e.g. with LAP BiSect instruments
thermoSECT	Advanced dissect & seal with reduced thermal spread in a single step workflow	Dissection & sealing of tissue bundles and precise dissection of sensitive structures with TriSect rapide®
softCOAG bipolar	Immediate hemostasis due to strong initial coagulation without tissue carbonization	Efficient bleeding control and spot coagulation for bipolar instruments and TriSect rapide®
biCLAMP®	Vessel sealing with fast initial coagulation effect in vascularized tissue	For vessel sealing (up to 7 mm) and efficient bipolar coagulation with BiClamp® instruments
thermoSEAL®	Fast and reliable vessel sealing with reduced lateral tissue damage	Fast sealing of vascularized tissue bundles and blood vessels (up to 7 mm) with BiClamp® instruments

Compatible devices, submodules and accessories



Technical specifications

Power connection		Ambient conditions for transport and storage	
Rated supply voltage	100 V - 240 V AC ± 10%	Temperature	-29°C to +60°C
Rated supply frequency	50 Hz/60 Hz	Relative humidity	15 - 85%
Line current (averaged)	100 - 120 V AC: 4.9 A 220 - 240 V AC: 2.1 A	Ambient conditions for operation	
Power input in standby mode	100 - 120 V AC: < 14 W 220 - 240 V AC: < 14 W	Temperature	+10°C to +40°C
Power input with max. HF output	100 - 120 V AC: < 450 W 220 - 240 V AC: < 450 W	Relative humidity	15 - 85%, non-condensing
Terminal for grounding (potential equalization)	Yes	Air pressure	54 - 106 kPa
Power fuses	F 6.3 A H / 250 V AC	Maximum operating altitude	5000 m above sea level
Operating mode		Standards	
Discontinuous operation	Duty cycle 10 s ON / 30 s OFF	Classification according to Regulation (EU) 2017/745	II b
Ethernet		Protection class as per EN 60 601-1	I
Ethernet	RJ45 1 Gbit (deactivated by default)	Type as per EN 60 601-1	Defibrillation-proof type CF applied part
		IP code	IP2X
Programs			
Number of programs	1000 max.		
Dimensions and weight			
Width × height × depth	410 × 130 × 373 mm		
Weight	7 kg		
Display size	7 inch		